

Noongar Moort family Activity pack



Keeping Noongar Language alive

Teacher's Background Information

Like many other Aboriginal and Torres Strait Islander groups, family relationships are very important. Noongar people have large extended family connections that impacts on a child's upbringing. Noongar people use the same relationships terms like brother, sister aunty and uncle when greeting other Noongar people who are not related which is also commonly used by other Aboriginal groups across Australia.

It is a form of acknowledgement and respect to each other from one person to another.

Noongar Language

Noongar was spoken in a traditional grammatical form prior to European settlement of WA. policies of the 19th century impacted significantly on the use of **traditional Noongar** grammar, consequently the grammar changed. It is now evolved into what is termed **contemporary Noongar**.

Contemporary Noongar is heavily influenced by contact with English grammar.

Contemporary and traditional Noongar language both are valid and used appropriately.

Languages must be dynamic and evolved to survive. Research is being undertaken on both traditional and contemporary forms of Noongar language.

This package uses the contemporary Noongar Language.

Lesson overview

These activities will provide students the opportunity to engage in a step by step Noongar language learning program about family.

Key learning/ Purpose

- Identify and discuss different family structures;
- Compare similarities and differences of English and Noongar languages.
- the roles and responsibilities of family members
- Become more aware of the Noongar language ;

Resources

- Family keyword cards
- Work book
- Song



Greeting circle

Steps:

1. First you need a **Message stick** (talking stick). To make one of these, simply take a tapping stick or a stick from the garden and decorate any way you like.
2. Once you have made your stick, gather your students into a circle.
3. Explain to the students you cannot speak unless you have the message stick. This allows everyone to have the opportunity to share.
4. To begin each student will pass around the message stick saying **Kaya' (ki-ya)** (*meaning hello in Noongar language*) and then pass it on until everyone has had a turn.
5. As you work through this program you can use other words This can also be done by introducing new words from the Moort word list on page 3



Nganyang Moort

Draw your family




My family

Moort (Family) word List	
moort	family
Koolangka	children
ngaalang	our
miya	house
nganyang	mine
ngaangk	mother
maaman	father
ngooni	brother
djook	sister
yok	girl
nop	boy
maam yok	aunty
kongk	uncle
kabarli	grandmother
moyran	grandfather
deman	cousin
kwerl	name
maawit	baby
nap	daughter
nobiny	son

Ngaalang miya

Our house


1. Draw the people in your family



Ngiyan noonan miya-k nyininy?


1. Complete the sentences by choosing family members you have from the **Moort** word list on page 5.
2. Then draw a picture matching your sentences in the boxes below.

Example: Nidja nganyang **kabarli** - This is my Grandmother



Nidja nganyang _____.

Nidja nganyang _____.





Nidja nganyang _____.

Nidja nganyang _____.



1. Complete the sentences by choosing family members you have from the **Moort** word list on page 5.
2. Then draw a picture matching your sentences in the boxes below.

Example: Nidja nganyang **kabarli** - This is my Grandmother



Nidja nganyang _____.

Nidja nganyang _____.



Nidja nganyang_____.


Nidja nganyang_____.

1. Complete the sentences by choosing family members you have from the **Moort** word list on page 3.
2. Then draw a picture matching your sentences in the boxes below.


Example: Nidja nganyang **kabarli** - This is my Grandmother




Nidja nganyang _____.



Nidja nganyang _____.



Nidja nganyang_____.



Nidja nganyang_____.

Moort - Family

Word search

f t w m a a m a n f
m d l n g a a n g k
u p p j k f x l y s
d j o o k w o i w j
g m a a m y o k t v
q e v m o y r a n f
e u a t m a a w i t
j a w o n g o o n i
y k a b a r l i u s
z k o n g k d d n h

djook - sister
kabarli - grandmother
kongk - uncle
maaman - dad
maam yok- aunty
maawit - baby
moyran - grandfather
ngaangk -mother
ngooni - brother

Maar Koorliny



Key word: kaya – hello/welcome

Instructions: Using the your keyword 'kaya', complete these sentences below. Choose a family member from your Moort wordlist on page 5. The first one is done for you.

1. Kaya kabarli

2. Kaya _____

3. Kaya _____

4. Kaya _____

5. K_____

6. K_____

7. _____

8. _____

Maar Koorliny



Key word: boorda- later (farewell)

Instructions: Using the your keyword 'boorda', complete these sentences below. Choose a family member from your Moort wordlist on page 5. The first one is done for you

1. Boorda kabarli

2. Boorda _____

3. Boorda _____

4. Boorda _____

5. B_____

6. B_____

7. _____

8. _____

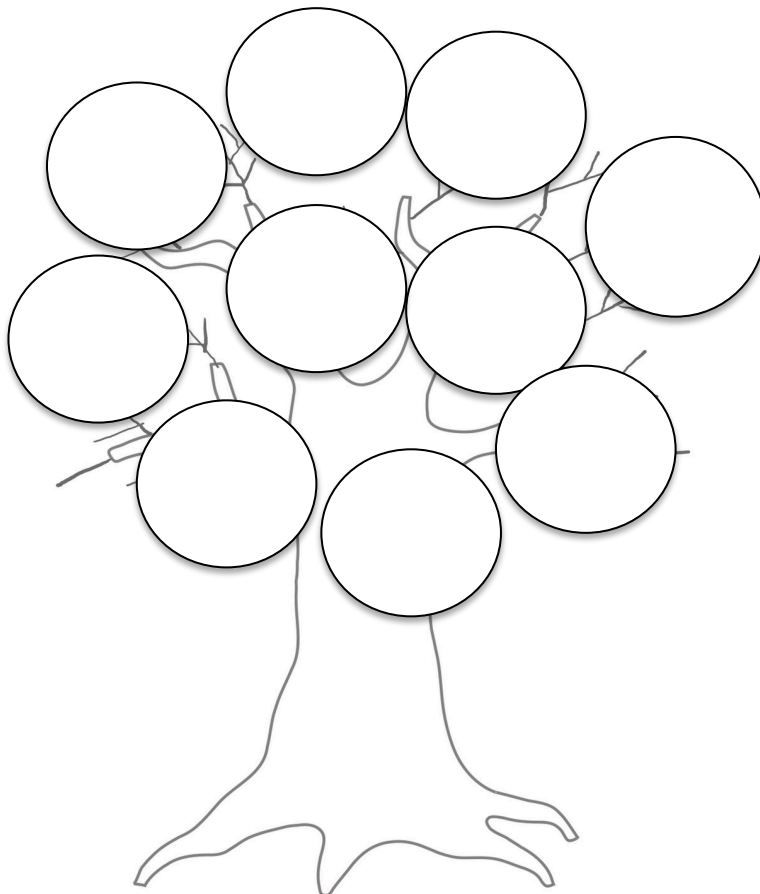
Family tree

Activity

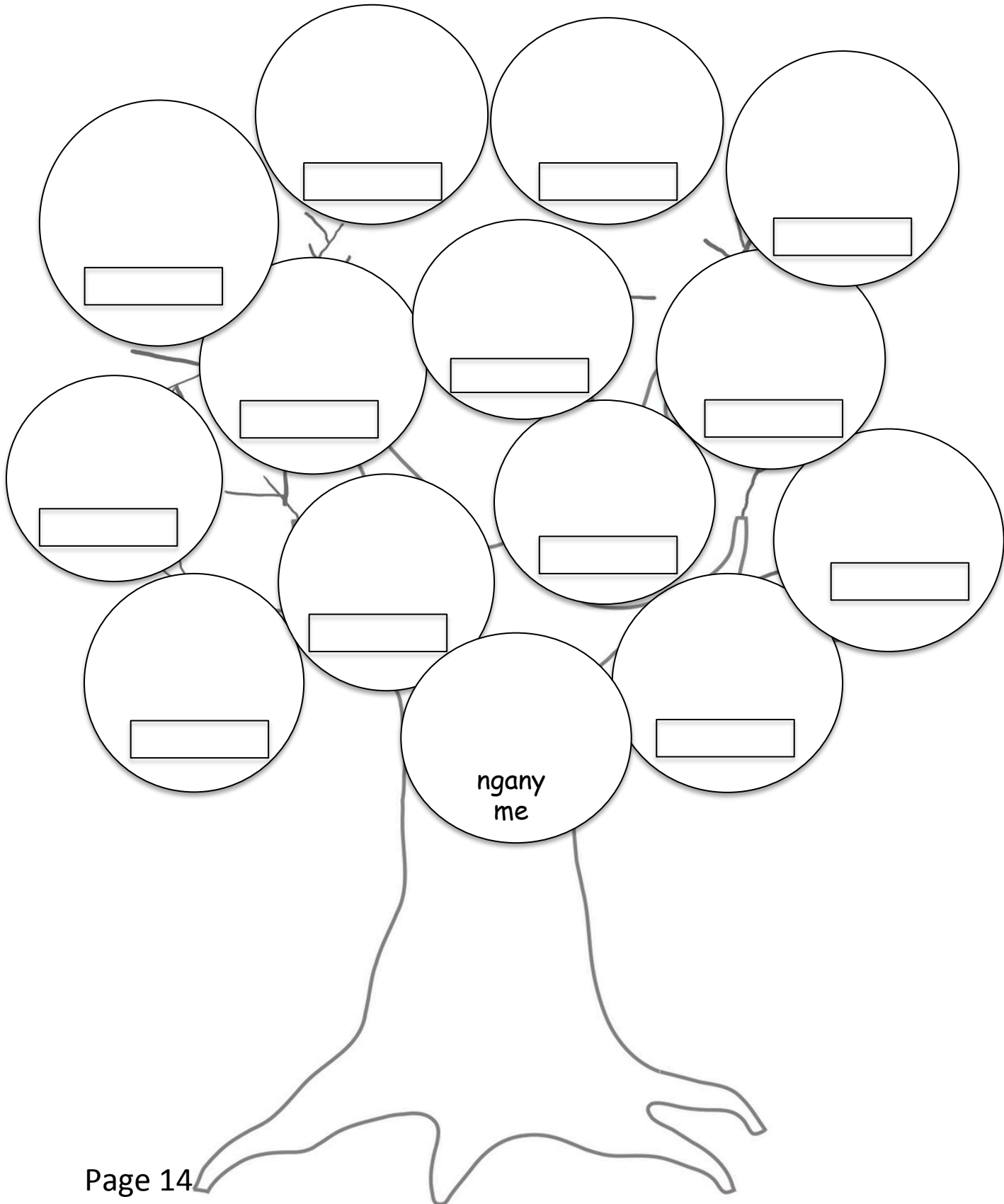
Teacher Instructions

Step 1 . Draw you and your family's faces in the berries on the tree on the next page.

Step 2. Label family members in Noongar by using the Moort wordlist on page 5.



Nganyang Moort My family tree



Learn how to speak Noongar

Noongar Vowel Sounds

a	as in up
aa	as in car
e	as in ten
i	as in bin
o	as in pot or sometimes for
oo	as in book or sometimes boot. (Note: if oo is followed by a r the sound is oo r and in born) example moort-family

Let's try our first words

k a y a - welcome, hello and yes

m a a r - hand

m e n - lips

b i d i t - ant

y o k - girl

k o o m b a - big



Noongar consonants Sounds

b	as in bin or spin
bw	as in bwana (Swahili name for boss)
d	as in dark or string
dj	as in judge
dw	as in twitch
k	as in skill (between English g and k)
kw	as in quiet
-l, -l-	as in lamp or nil
-ly	as in million
m	as in man
n	as in nil
ng	as in sing
ny	as in onion, nuisance
-p	as in cob, spin
-r	as in carol
-rd-	as in card (like an American would say it)
-rt	as in cart (like an American would say it)
-rl	as in whirl (like an American would say it)
-rn	as in torn (like an American would say it)
-t	as in sting (between English d and t)
-tj	as in chair
w	as in wet
y	as in yell

Here are some examples of words using the Noongar consonants:

bamba- stingray

bwoka - kangaroo cloak

darp - knife

djen - foot

dwert - dog

kar - spider

kwila - shark

dilbi,- fresh leaf, kwilena- dolphin

bilya- river

maaman- father

noort - fly

ngany - I/myself

nyingarn

nop - boy

maar - hand

ward - find

moort - family

worl -sky

yoorn - bobtail

kaat - head

wetj - emu

waabiny - playing

yongka - kangaroo

Teacher notes

Sentences

Create your own sentences.

Noongar language word order is very different from that in English. This is in the form of S,O,V (Subject object and verb.) Below is an example of the word order.

1. Kabarli miya-k.
Grandmother house-in
Subject object

2. The next exercise will give students the opportunity to use the Noongar word order. Let's start by introducing the key word; **miya-k (house -in)**

Miya -house (an object and location) -k is the suffix added to describe in the house.

In the above example the suffix **-ak or -k** has been added to the object (location) word to show that the sentence says: **in** the house; **on** the house.

Note: -k : if a word ends in a vowel such as **a, aa, i, o, oo** then the suffix will only be **- k** as in miya-**k** shown above.

-ak : if the word ends in a consonant then the suffix will be **-ak**.

Here are two some examples:

1. boorn-ak
(tree -in)
2. bilya- k
(river-on)

Please refer to the Vowels and Consonants sounds on pages 15, 16 and 17.

So let's have a go in the exercise on next page.

Noongar Suffixes

Rules:

-k : if a word ends in a vowel such as **a, aa, i, o, oo** then the suffix will only be **-k** as in miya-k.

-ak : if the word does not end with one of the vowels below then the suffix will be **-ak** as in boorn-ak.

Vowels: a, aa, i, o, oo

Look at the last letter of each word, this will help you decide which suffix to use.

Below is a list of objects (locations)

1. boorn (tree) - _____
2. bilya (river)- _____
3. boodja (ground)- _____
4. boya (rock)- _____
5. maambakoort (ocean) - _____
6. worl (sky) - _____

Sentences

Create your own sentences.

Your keyword is 'miya'-k- house-in

Use this keyword to make your own sentences.

E.g. Kabarli miya-k. - *Grandmother in the house*

1. Kabarli miya-k.
2. _____ miya-k.
3. _____ miya-k.
4. _____ miya-k.
5. _____ miya-k.


Choose words from this list:

moort- family
ngooni -brother
djook - sister
maaman- father
ngaangk - mother

Create your very own family jigsaw puzzle.

Instructions: Draw and colour a picture of your family on the puzzle, then cut out the pieces.

Have fun!



Song

Kaya Moort



Verse 1

Kaya moort

Kaya moort

Kaya moort

Nidja nganyang moorditj moort



Verse 2

Kaya maaman

Kaya maaman

Kaya maaman

Nidja moorditj maaman



Verse 3

Kaya ngangk

Kaya ngangk

Kaya ngangk

Nidja nganyang moorditj ngangk




Verse 4

Kaya koolangka

Kaya koolangka

Kaya koolangka

Nidja moorditj koolangka







By Charmaine Councillor 2016

NOTES:

Evaluation of your learning Package

Name: _____ Date: _____ Class: _____

Rate what you thought of the Noongar lessons, circle or colour in the stars that match what you think.

 I didn't like them  It was ok  I liked them a lot
 It was so much fun. Can I do more?

What is something new you learnt?

What did you like about the Lessons and activities?

What didn't you like about the lessons and activities?


What would you like to do more of?

What would you like to do less of?

Is there anything else you would like to say about what you have learnt so far?



Noongar Moort family Activity pack



Further Information

Education Officer: Charmaine Councillor

education@nbalc.org.au

Noongar Boodjar Language Cultural Aboriginal Corporation

Phone: (08) 9791 2224

Website: www.noongarboodjar.com.au