

Activity Pack



Nop
(boy)



**Noongar Boodjar Language Aboriginal Cultural
Corporation**

Unit 3,14 Ommanney St Bunbury WA 6230

Ph: 08 9791 2224

www.noongarboodjar.com.au

Learn how to speak Noongar

Noongar Vowel Sounds

| | |
|----|--|
| a | as in up |
| aa | as in car |
| e | as in ten |
| i | as in bin |
| o | as in pot or sometimes for |
| oo | as in book or sometimes boot. (Note: if oo is followed by a r the sound is oo r and in born) example moort-family |

Let's try our first words

k a y a - welcome, hello and yes

m a a r - hand

m e n - lips

b i d i t - ant

y o k - girl

k o o m b a - big



RECOGNISE: Traditional knowledge, language, custodians, customary laws and identity.

Noongar consonants Sounds

| | |
|---------|---|
| b | as in bin or spin |
| bw | as in bwana (Swahili name for boss) |
| d | as in dark or string |
| dj | as in judge |
| dw | as in twitch |
| k | as in skill (between English g and k) |
| kw | as in quiet |
| -l, -l- | as in lamp or nil |
| -ly | as in million |
| m | as in man |
| n | as in nil |
| ng | as in sing |
| ny | as in onion, nuisance |
| -p | as in cob, spin |
| -r | as in carol |
| -rd- | as in card (like an American would say it) |
| -rt | as in cart (like an American would say it) |
| -rl | as in whirl (like an American would say it) |
| -rn | as in torn (like an American would say it) |
| -t | as in sting (between English d and t) |
| -tj | as in chair |
| w | as in wet |
| y | as in yell |

Here are some examples of words using the Noongar consonants:

bamba- stingray

bwoka - kangaroo cloak

darp - knife

djen - foot

dwert - dog

kar - spider

kwila - shark

dilbi,- fresh leaf, kwilena- dolphin

bilya- river

maaman- father

noort - fly

ngany - I/myself

nyingarn

nop - boy

maar - hand

ward - find

moort - family

worl -sky

yoorn - bobtail

kaat - head


wetj - emu

waabiny - playing

yongka - kangaroo

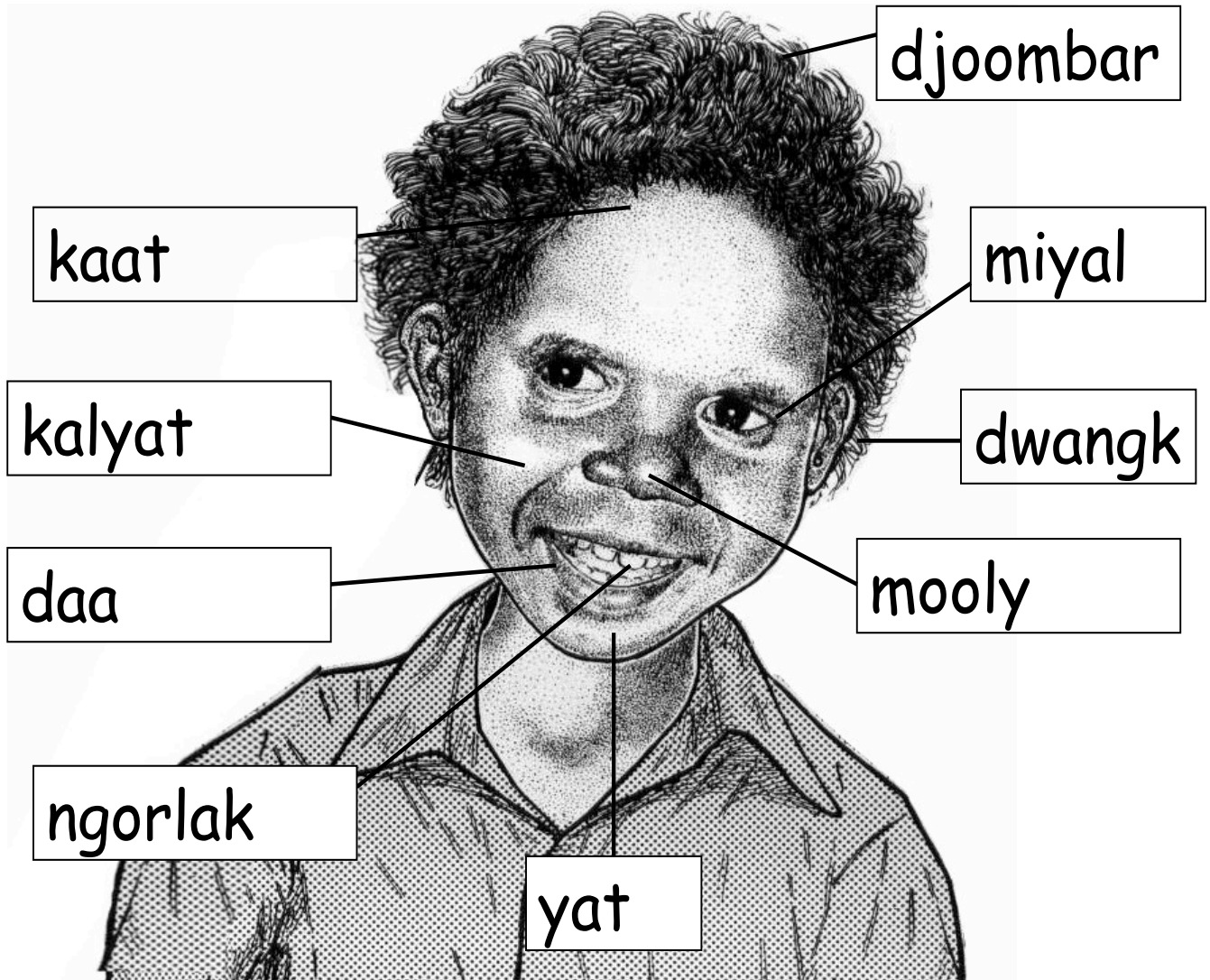
nop

1. Colour the word yok.
2. Boys, draw a picture of your self in the box below

A large, empty rectangular box with a thin black border, intended for a drawing. It occupies the lower half of the page.

Nganyang moolymari

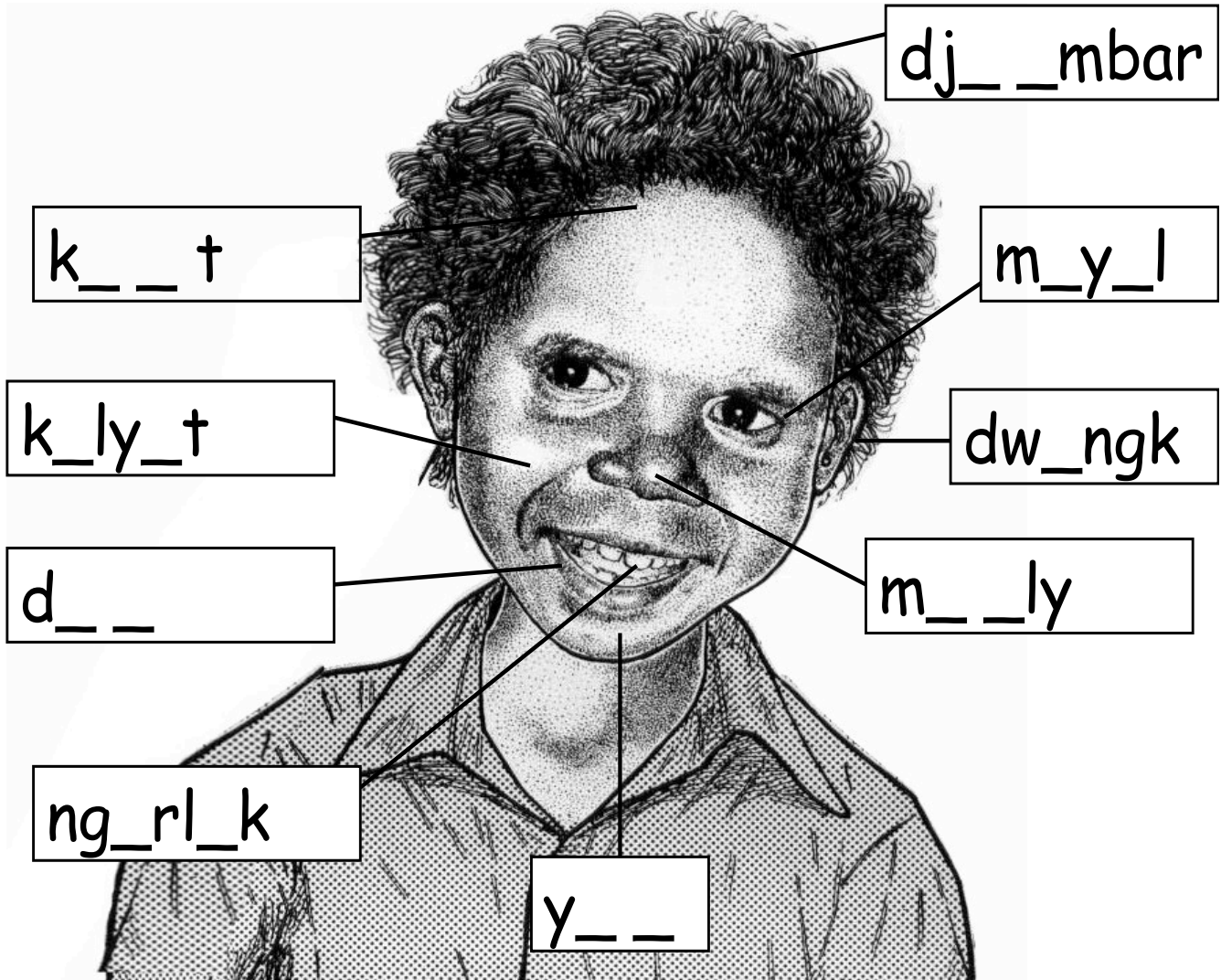
My face



Nganyang moolymari

My face

Fill in the missing letters



Matching words and pictures

Draw a line from the word to the picture

The first one is done for you

kaat

djoombar

kalyat

miyal


ngorlak

daa

yat

dwangk

mooly



| Moort (Family) word List | |
|---------------------------|-------------|
| moort | family |
| Koolangka | children |
| ngaalang | our |
| miya | house |
| nganyang | mine |
| ngaangk | mother |
| maaman | father |
| ngooni | brother |
| djook | sister |
| yok | girl |
| nop | boy |
| maam yok | aunty |
| kongk | uncle |
| kabarli | grandmother |
| moyran | grandfather |
| deman | cousin |
| kwerl | name |
| maawit | baby |
| nap | daughter |
| nobiny | son |

Moort - Family




f t w m a a m a n f
m d l n g a a n g k
u p p j k f x l y s
d j o o k w o i w j
g m a a m y o k t v
q e v m o y r a n f
e u a t m a a w i t
j a w o n g o o n i
y k a b a r l i u s
z k o n g k d d n h



djook - sister
kabarli - grandmother
kongk - uncle
maaman - dad
maam yok- aunty
maawit - baby
moyran - grandfather
ngaangk -mother
ngooni - brother

Create your very own family jigsaw puzzle.

Instructions: Draw and colour a picture of your family on the puzzle, then cut out the pieces.






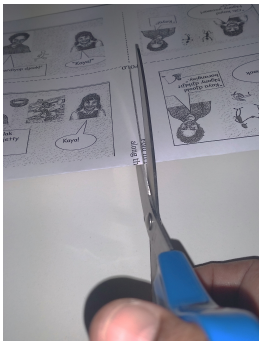

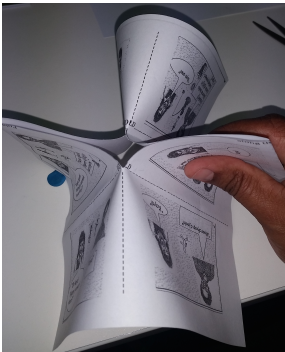




Have fun!







Pocket story booklet instructions

| | | | |
|--|--|--|--|
| <p>1. Fold paper into 1/8s</p>  | <p>2.</p>  | <p>3.</p>  | <p>4. Open paper to reveal 8 sections.</p>  |
| <p>5. Fold in half</p>  | <p>6. Cut on the folded line.</p>  | <p>7. Open and turn the cut edges outwards.</p>  | <p>8.</p>  |
| <p>9.</p>  | <p>10 Press firmly down</p>  | <p>11. Look for the Title page</p>  | <p>12. Title Page</p>  |



Song

Kaya Moort



Verse 1

Kaya moort

Kaya moort

Kaya moort

Nidja nganyang moorditj moort



Verse 2

Kaya maaman

Kaya maaman

Kaya maaman

Nidja moorditj maaman



Verse 3

Kaya ngangk

Kaya ngangk

Kaya ngangk

Nidja nganyang moorditj ngangk



Verse 4

Kaya koolangka

Kaya koolangka

Kaya koolangka

Nidja moorditj koolangka

